



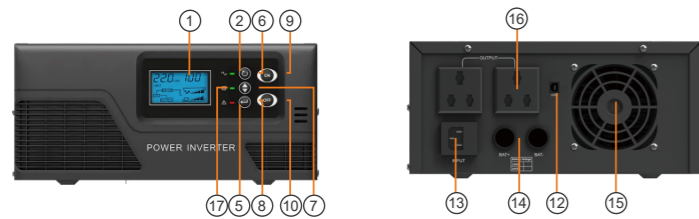
Features

- Rated power 300W to 1000W
- Pure sine wave output
- Smart LCD setting (frequency , charge voltage,charge current, etc).
- 3 steps charging algorithm
- Built in AVR function
- Overload and short-circuit protection
- Battery reverse polarity protection (Optional)
- Deep discharge protection
- Cold start function

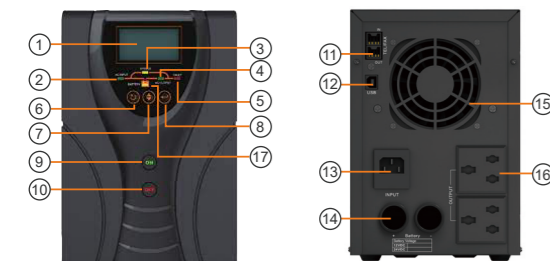
Introduction

EP2000 PRO series inverter is a cost effective, intelligent with UPS function. The comprehensive LCD offers user-configurable and easy-accessible button adjustment such as battery charge current, battery charge voltage, frequency, buzzer etc. It's perfect for the user who need a simple and economical inverter,with user-friendly installation and setting. Tower and rack design available for different choices.

Back panel printing description



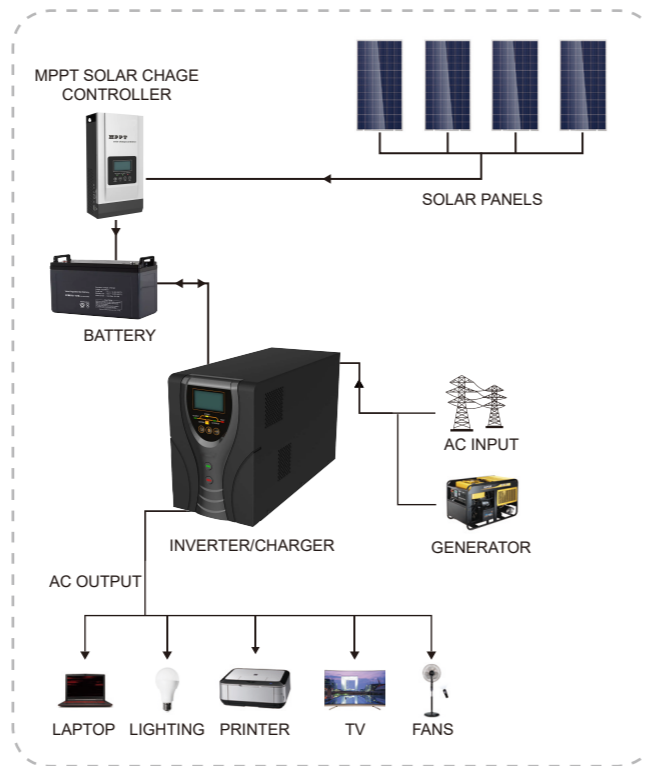
EP2000 PRO (Tower)



EP2000 PRO (Rack)

- | | | |
|------------------|--------------|------------------|
| 1. LCD display | 7. SEL | 13.AC Input |
| 2. AC Input LED | 8. ENTER | 14.Battery input |
| 3. Bypass LED | 9. Power On | 15.Fan |
| 4. AC output LED | 10.Power Off | 16.AC output |
| 5. Fault LED | 11.Fax / Tel | 17.Battery LED |
| 6. ESC | 12.USB | |

Solar system connection



Specification

MODEL	EP20-0312 PRO	EP20-0612 PRO	EP20-0812 PRO	EP20-1012 PRO	EP20-0324 PRO	EP20-0624 PRO	EP20-0824 PRO	EP20-1024 PRO		
Default Battery System Voltage		12VDC				24VDC				
INVERTER OUTPUT	Rated Power	300W	600W	800W	1000W	300W	600W	800W	1000W	
	Surge Rating	900VA	1800VA	2400VA	3000VA	9000VA	1800VA	2400VA	3000VA	
	Waveform	Pure sine wave								
	Rated Output Voltage	Inverter: 230VAC ±2% (RMS), AVR: 195VAC-245VAC								
	Output Frequency	50Hz \ 60Hz ±0.2Hz								
	Invert Frequency (Peak)	>75%				>81%				
	Bypass Efficiency	>95%								
	Output Transfer Time	Typical:6ms 10ms(max)								
AC INPUT	Voltage	220 \ 230 \ 240VAC								
	Selectable Voltage Range	140~280VAC±2%								
	Low Battery Alarm	140VAC±2%								
	Low Voltage Recover	150VAC±2%								
	High Battery Alarm	280VAC±2%								
	High Voltage Recover	270VAC±2%								
	Low Frequency Alarm	45±2Hz								
	Low Frequency Recover	46±2Hz								
	High Frequency Alarm	65±2Hz								
	High Frequency Recover	64±2Hz								
	Nominal Input Range	50Hz \ 60Hz ±2Hz								
	AC Auto Restart	YES								
	BATTERY	Minimum Start Voltage	Low Battery Voltage Cutoff+0.5V				Low Battery Voltage Cutoff+0.5V			
		Low Battery Alarm	Low Battery Voltage Cutoff+0.5V				Low Battery Voltage Cutoff+1.0V			
Low Battery Cutoff		10-12.0VDC				20.0-24.0VDC				
High Battery Alarm		(13.8-14.5V)+1V for 12VDC mode (*2 for 24VDC)								
AC CHARGE		Floating Voltage	13.5-14.5VDC				27-29VDC			
	Boost Voltage	13.8~14.5V				27.6~29V				
	Maximum Charge Current	300W	600W	800W	1000W	300W	600W	800W	1000W	
		10A	20A	25A	30A	5A	10A	15A	15A	
BYPASS & PROTECTION	Input Waveform	Pure sine wave								
	Input Frequency	50Hz or 60Hz								
	Overload Protection	110%~125%R Load fault after 30S ; 125%~150%R Load fault after 3S ; >150%R Load fault after 500ms								
	Over Temperature Protection	≥90°C								
	Bypass Output Protection	10A 250VAC								
	Output Circuit Protection	YES								
	Battery Reverse Protection	Optional								
	Battery Low Voltage Protection	YES								
	Battery High Voltage Protection	YES								
	Bypass Breaker Rating	10A								
Maximum Bypass Current	10A									
MECHANICAL SPECIFICATION	Dimensions(W*H*D) (mm)	315*145*210								
	(N.W)kg	300W	600W	800W	1000W					
		7.5	10.7	12.5	13.5					
	Shipping Dimensions(W*H*D) (mm)	420*280*225								
	(G.W)kg	300W	600W	800W	1000W					
	8	11.5	13	14.0						
OTHER	Operating Temperature	0°C ~40°C 0~90% relative humidity (non-condensing)								
	Storage Temperature	-15°C to 55°C								
	Altitude	≤1000M								
	Audible Noise	≤60dB								
	Display	LED+LCD								
	Cooling Mode	Fan cooling								
	Fan Starting	>45°C starting, <30°C Closing								
Communication	USB									