



ARIET

HD33H
10-800KVA

Three-phase online UPS

Online double conversion



**Critically important
objects**



**Construction
organizations**



**Telecommunications
systems**



**Industrial
enterprises**

A three-phase input/three-phase output (3:3) online UPS, that utilizes a robust phase-controlled thyristor rectifier and IGBT inverter circuit to ensure high reliability and stability, while a built-in isolation transformer further enhances system safety and stability.

A fully digital online system with dual-processor DSP control, three-phase input and output, isolation transformer and zero transfer time, ensuring stable operation with the grid, batteries and diesel generators.



SCENARIOS

Designed for stable and reliable operation in high temperature conditions without loss of performance characteristics.

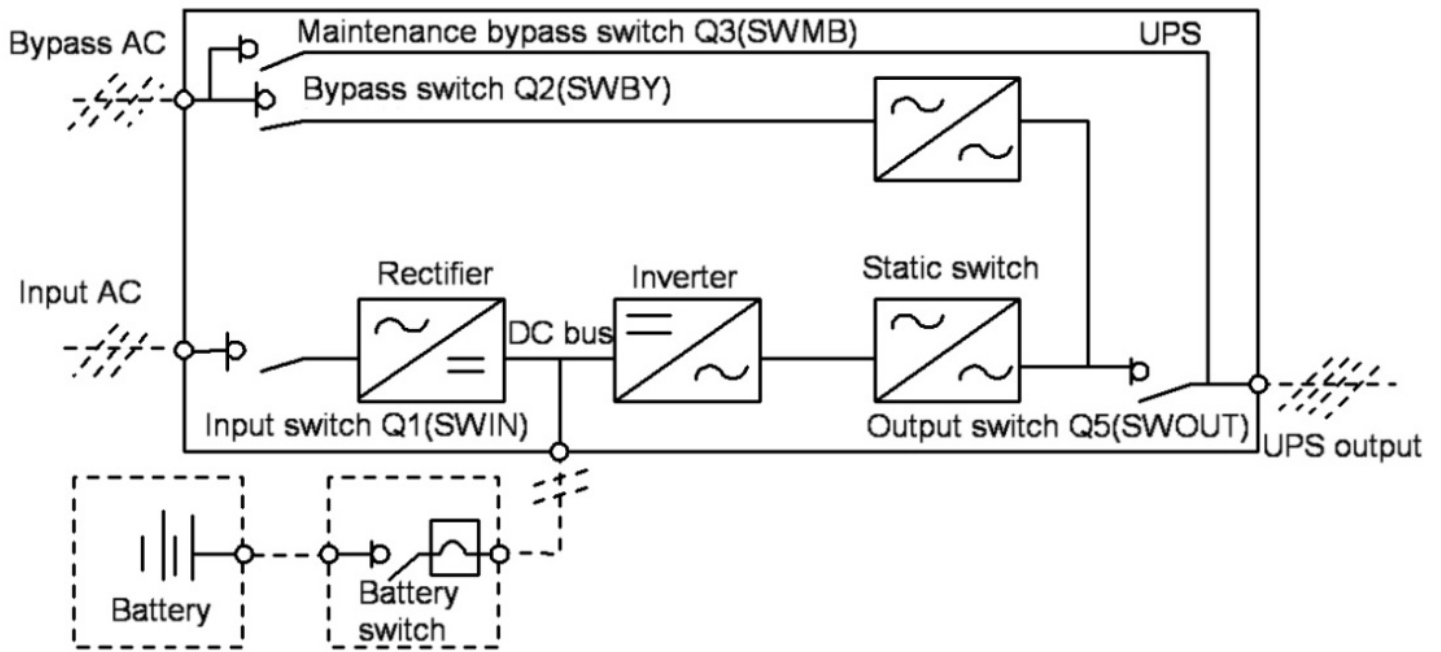
The design and materials used ensure resistance to aggressive environmental conditions, including dust, moisture and chemically active substances.

The optimal choice for mission-critical facilities that require increased reliability and resistance to extreme conditions.

BENEFITS

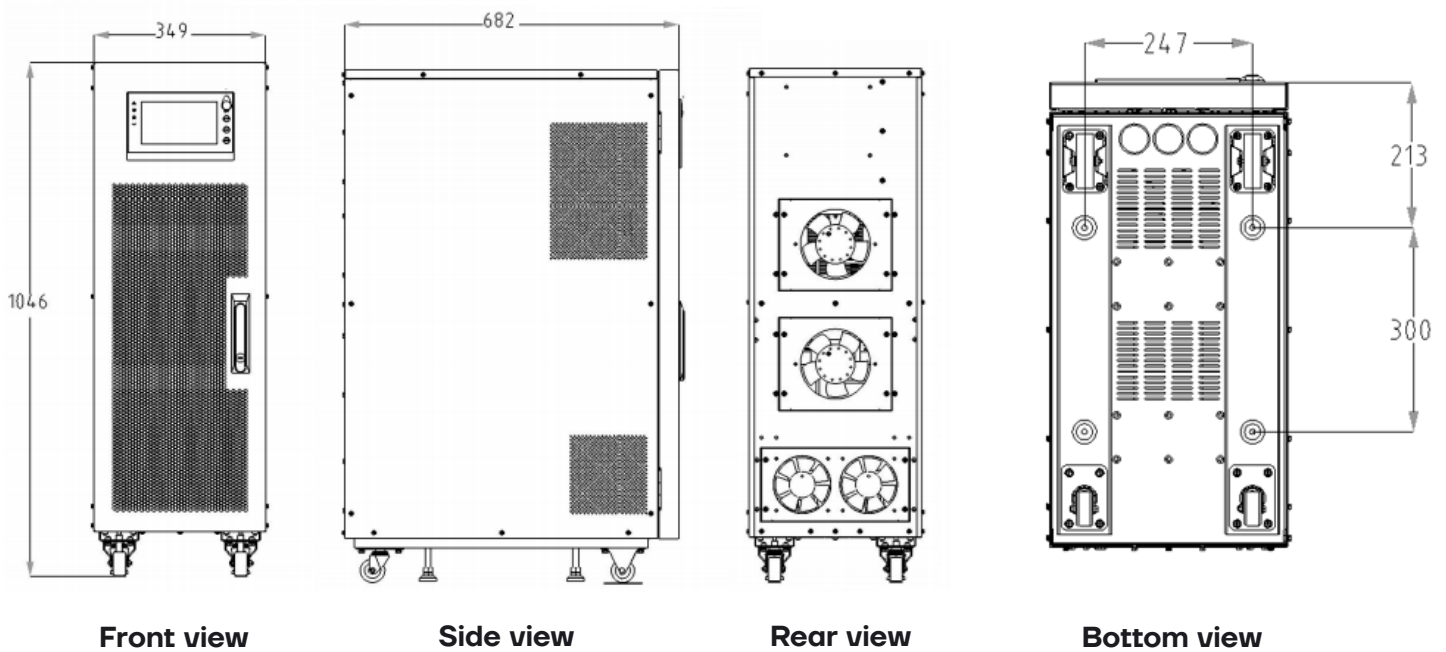
<p>The all-digital architecture based on a dual-processor DSP chip provides advanced control, precise drift-free logic, and ease of upgrade, debugging, and maintenance.</p>	<p>The highly reliable topology with a phase-controlled thyristor rectifier, IGBT inverter and isolation transformer improves the safety, shock resistance and electrical isolation of the system.</p>
<p>Direct battery-to-bus connection ensures zero-transition time between grid and battery modes, while a static switch provides instant (0 ms) switching between inverter and bypass.</p>	<p>The input and output characteristics allow operation with various voltage and frequency standards (380/400/415V, 50/60Hz), providing high output power factor and excellent overload capacity.</p>
<p>The POWER WALK IN function ensures smooth operation with diesel generators, prevents starting problems and optimizes power distribution between the generator and battery.</p>	<p>The intelligent battery management system automatically switches charging modes, predicts discharge time, and performs self-diagnostics to extend battery life.</p>
<p>Support for N+X parallel operation with automatic redundancy allows for the combination of up to six UPS units and ensures high system fault tolerance in the event of main power grid outages.</p>	<p>Advanced monitoring and protection features, including RS232/RS485 interfaces, LCD display and a full range of electrical protections, ensure status monitoring, event logging and safe operation of the UPS.</p>

UPS switch



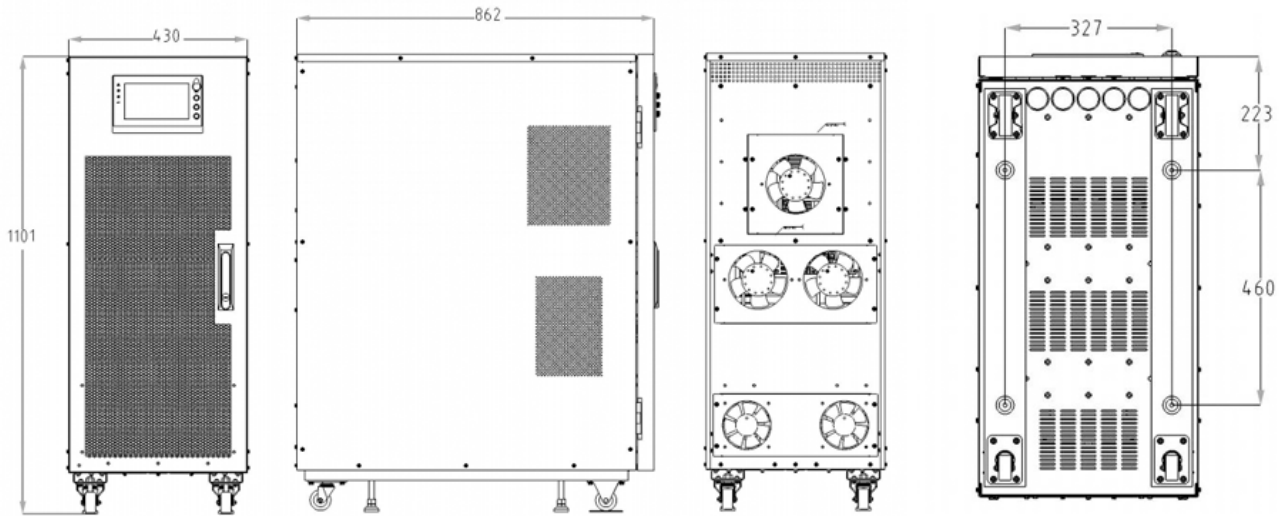
Installation diagram

10 kVA/15 kVA/20 kVA UPS diagram



Installation diagram

30 kVA/40 kVA UPS diagram



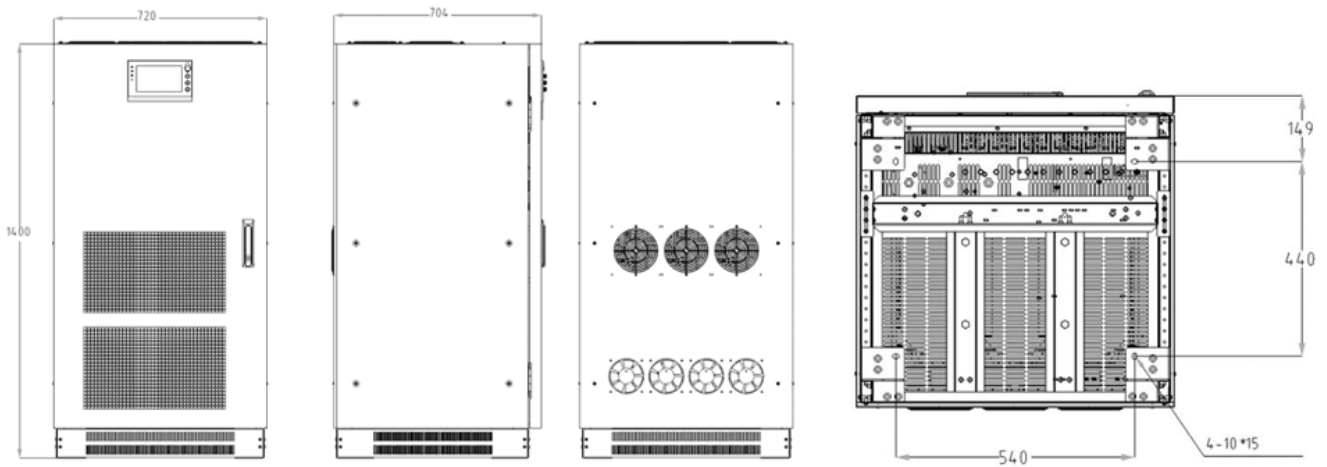
Front view

Side view

Rear view

Bottom view

60 kVA/80 kVA UPS diagram



Front view

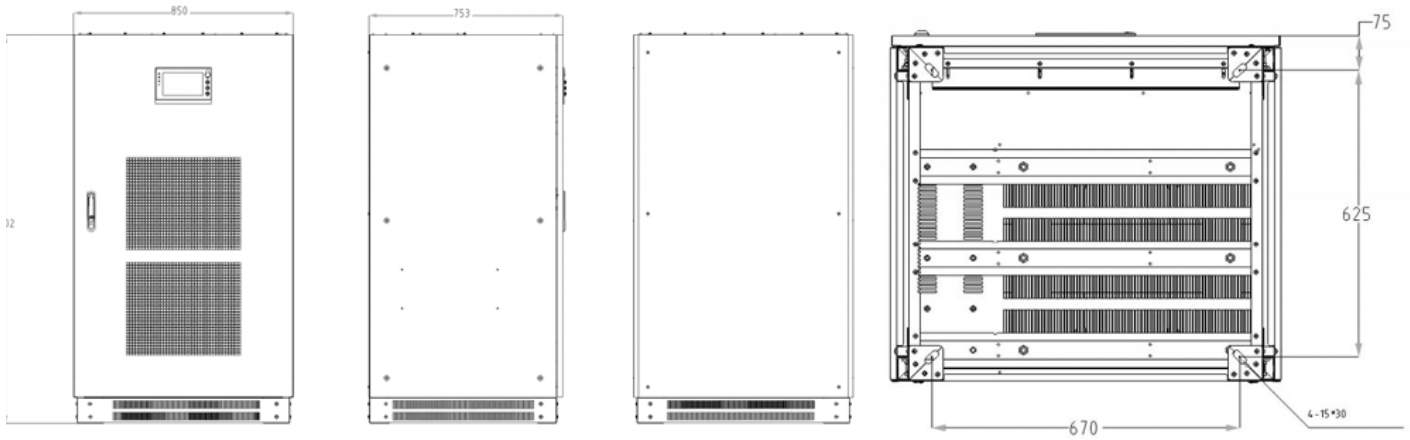
Side view

Rear view

Bottom view

Installation diagram

100 kVA/120 kVA UPS diagram



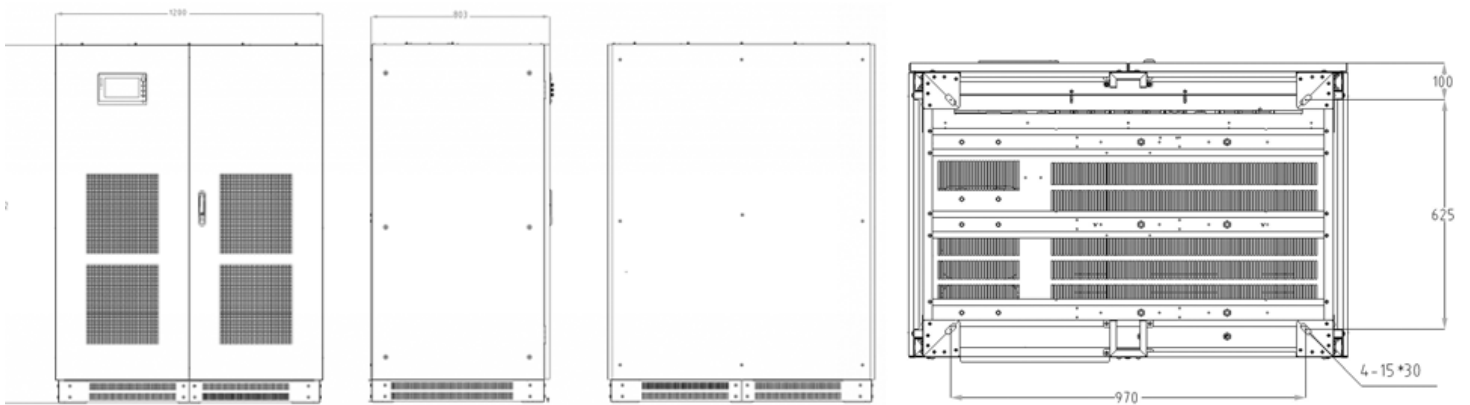
Front view

Side view

Rear view

Bottom view

160 kVA/200 kVA UPS diagram



Front view

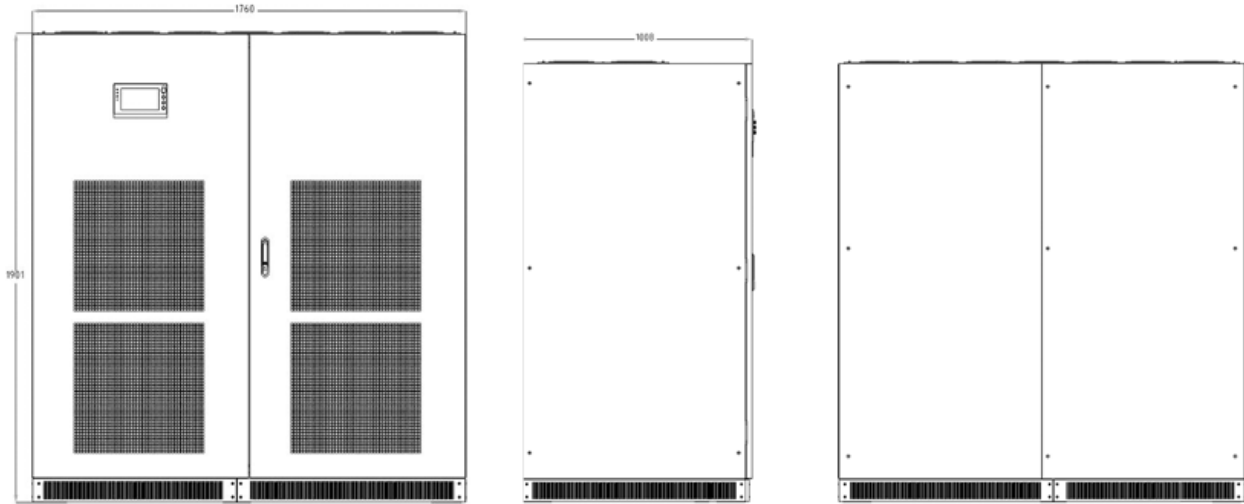
Side view

Rear view

Bottom view

Installation diagram

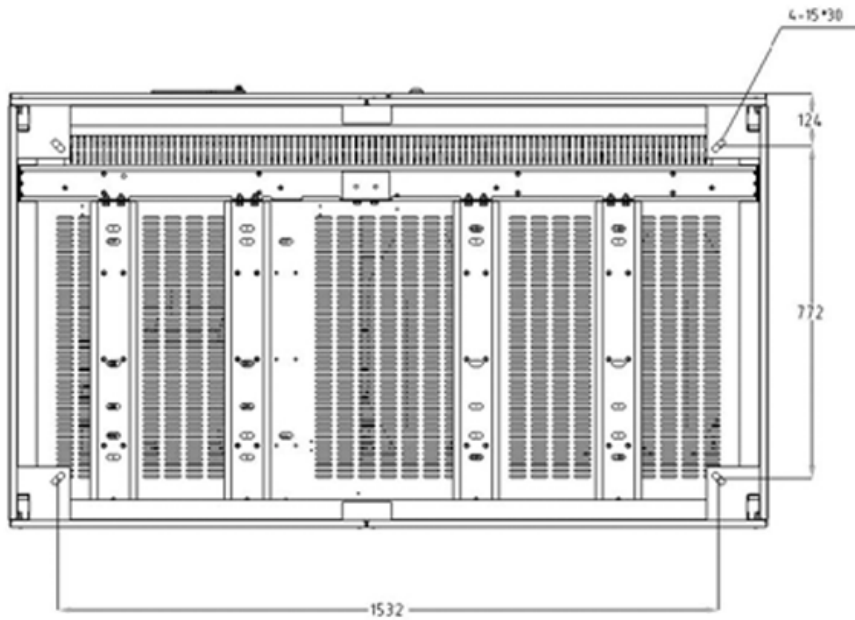
300 kVA/400 kVA UPS diagram



Front view

Side view

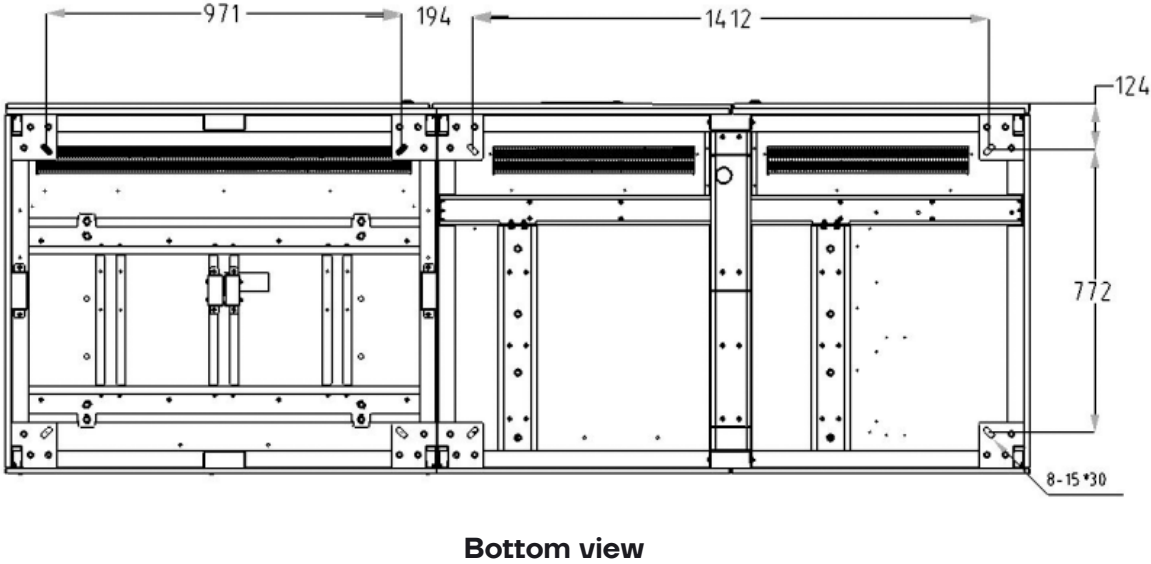
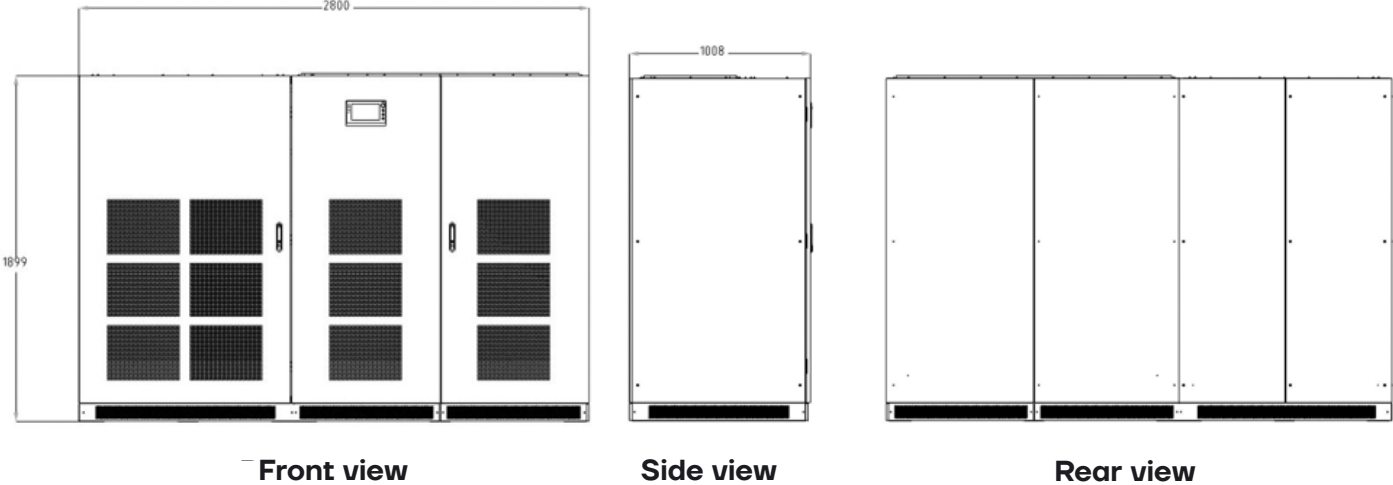
Rear view



Bottom view

Installation diagram

500 kVA/800 kVA UPS diagram



Technical specifications

MODEL	HD3310H	HD3320H	HD3330H	HD3340H	HD3360H	HD3380H	HD33100H	HD33120H	HD33160H	
Nominal power	10 kVA	20 kVA	30 kVA	40 kVA	60 kVA	80 kVA	100 kVA	120 kVA	160 kVA	
MODEL	HD33200H		HD33300H	HD33400H		HD33500H	HD33600H		HD33800H	
Nominal power	200 kVA		300 kVA	400 kVA		500 kVA	600 kVA		800 kVA	
Main Input										
Phase	3 phases, 4 wires + ground									
Nominal voltage	380/400/415VAC ± 25%									
Frequency	45~55Hz / 55~65Hz									
Power factor	≥0,97									
Bypass										
Phase	3 phases, 4 wires + ground									
Frequency	50/60Hz									
Frequency range	±2 (±0,5, ±1,±2, ±3 optional)									
Output										
Nominal voltage	380/400/415VAC ±0,5% (10–160 kVA) 380/400/415VAC ±1% (200–800 kVA)									
Frequency	Automatic tracking of input frequency									
Signal form	Pure sine wave									
Power factor	0,8 (10–160 kVA) 0,9 (200–800 kVA)									
THD	≤2% (100% linear load) (10–160 kVA) ≤1% (100% linear load) (200–800 kVA)									
Overload	Load ≤110%, 60 min; Load ≤125%, 10 min; Load ≤150%, 1 min									
Crest factor	3:1									
Efficiency	≥93% (10–160 kVA), ≥95% (200–800 kVA)									
Battery voltage	360~384VAC (10–160 kVA), 360~408VAC (200–400 kVA), 480VAC (600–800 kVA)									
Display	Input and output voltage, frequency, power, battery voltage, current, battery status, load percentage, UPS status, event log									
Communication	RS232, RS485, dry contact, SNMP (optional)									
Environment										
Operation Temperature	0 ~ 40 °C									
Storage temperature	-25 ~ 55 °C (without battery)									
Altitude	< 1000 m without power reduction									
Humidity	0 ~ 95% (non-condensing)									
Noise	< 58 dB (10–40 kVA)		< 68 dB (60–160 kVA)			< 72 dB (200–400 kVA)		< 75 dB (500–800 kVA)		
Physical parameters										
Dimensions (W*D*H) mm	650*350*1050 (10–30 kVA)			830*430*1100 (40–60 kVA)		690*720*1400 (80–100 kVA)		790*890*1600 (120–160 kVA)		
Net weight (kg)	145	155	190	242	315	365	420	635	740	
Dimensions (W*D*H) mm	200kVA: 800*1200*1600 (6P) 200kVA:1000*1400*1900 (12P)		300/400kVA: 1000*1400*1900 (6P) 300/400kVA:1000*1640*1900 (12P)			500kVA: 1000*2580*1900 (12P)		600/800kVA:1040*2800*1900 (12P)		
Net weight (kg)	200 kVA: 1030 kg (6P) 1715 kg (12P)		300kVA: 1560 kg (6P) 12395 kg (12P)		400kVA: 1640 kg (6P) 2510 kg (12P)		500kVA: 3510kg (12P)		600kVA: 3950kg (12P) 800kVA: 5000kg (12P)	
Standards	EN62040-1, EN62040-2, EN62040-3									